



BOVILIS® RESPIRATORY VACCINES

Mixing instructions for 50-dose bottles*

*These mixing instructions apply to Vista®, Once PMH®, Bovilis® Vista® BVD CFP and Bovilis® Nasalgen® 3-PMH vaccines.




1 Insert transfer needle into glass cake vial to release vacuum. (Insert all the way against the hub.)




2 Turn cake vial upside down and insert other end of transfer needle into plastic diluent bottle. (Insert all the way against the hub.)




3 Turn over again and squeeze a small amount of diluent into cake vial to rehydrate.




4 Swirl until mixed.




5 Turn bottles so rehydrated cake vial is on top. Give one hard squeeze to plastic diluent bottle.



6 Set bottles down with cake vial on top. Allow mixture from small glass cake vial to **completely drain into large plastic diluent bottle.**



7 Once all mixture from glass cake vial has drained into plastic diluent bottle, separate bottles and remove transfer needle.



8 Remove peel-off label from back of cake vial. Place peel-off label over existing label on large plastic bottle (now filled with reconstituted vaccine solution).

Watch the Bovilis®
respiratory vaccines
mixing instructions video



Talk to your veterinarian about adding BOVILIS® vaccines to your vaccination protocol.

Always read and follow the label instructions to ensure this product is suitable for the animal to be vaccinated.

BOVILIS® and VISTA® are registered trademarks of Intervet International B.V. Used under license.
NASALGEN® and ONCE PMH® are registered trademarks of Intervet Inc. Used under license.
MERCK® is a registered trademark of Merck Sharp & Dohme LLC. Used under license.
© 2021, 2023 Merck & Co., Inc., Rahway, NJ, USA and its affiliates. All rights reserved.
CA-NAL-230100005